

Application

Designed to take the place of existing 2" water meters (17" lay length standard) on water connections in fire sprinkler systems to protect against both backsiphonage and backpressure of polluted water into the potable water supply. Allows the system to be upgraded to having a backflow preventer in line and still have some minor metering capability with the by-pass. This becomes an ideal retrofit product since no re-piping is necessary, making it a significant cost savings method to add backflow protection. Change out will be performed by both utility and fire protection contractors. Model 950XLTDAF shall provide protection where a potential health hazard does not exist.



Standards Compliance

- UL® Classified
- C-UL® Classified

Materials

Main valve body	Cast Bronze ASTM B 584
Access covers	Cast Bronze ASTM B 584
Fasteners	Stainless Steel, 300 Series
Elastomers	Silicone (FDA approved) Buna Nitrile (FDA approved)
Polymers	Noryl™, NSF Listed
Springs	Stainless steel, 300 series
Test cock cover	Plastic

Options

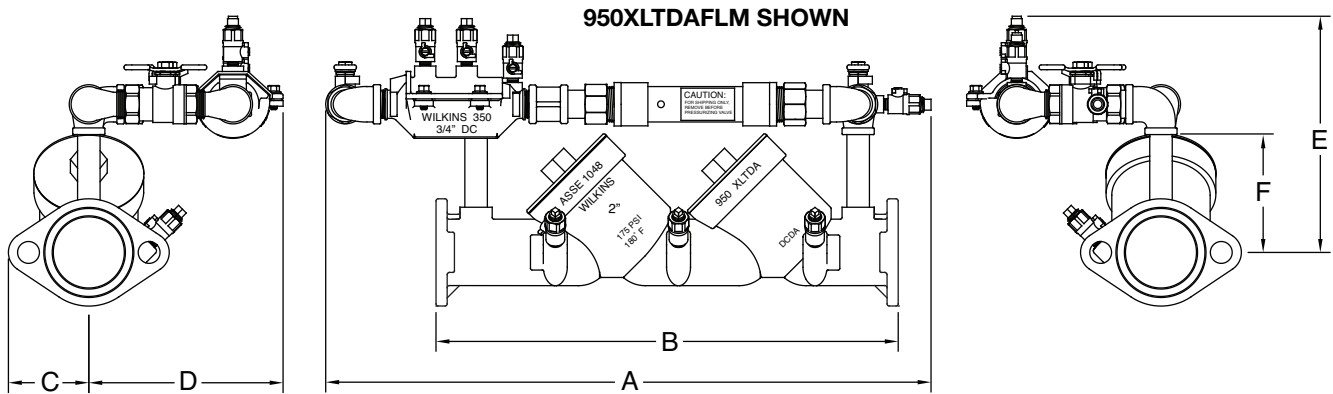
- LM - less water meter
- LM - with gal meter (standard)
- CFM - with cu ft meter
- 950XLTF - less by-pass (no approvals)

Accessories

- Repair kit (rubber only)
- Test Cock Lock (Model TCL24)
- QT-SET Quick Test Fitting Set

Features

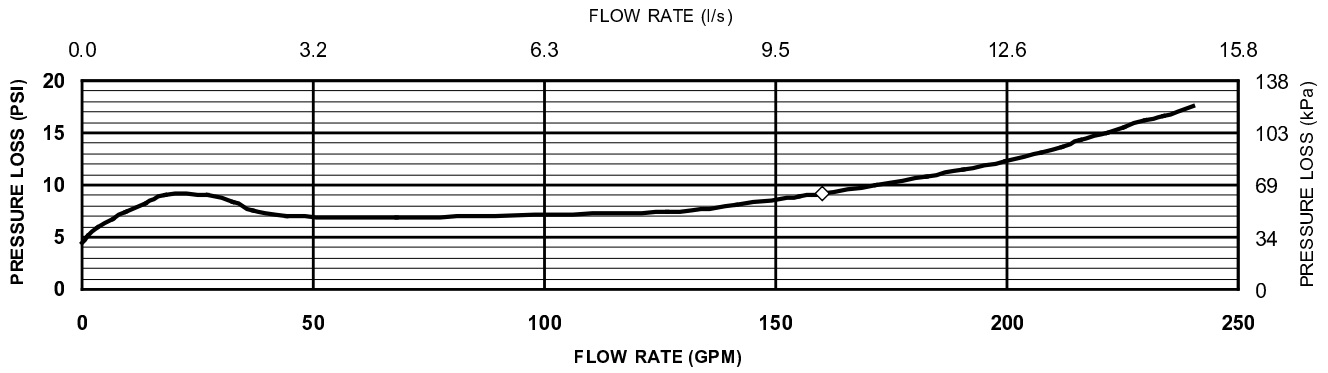
Sizes:	2"
Maximum working water pressure	175 PSI
Maximum working water temperature	180°F
Hydrostatic test pressure	350 PSI
End connections - Flanged	2" Oval



Dimensions & Weights (do not include pkg.)

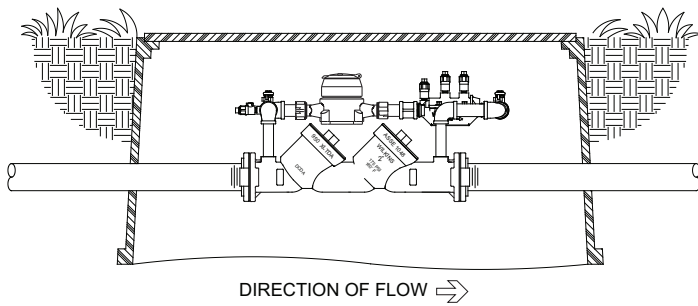
MODEL SIZE		DIMENSIONS (approximate)												WEIGHT	
		A		B		C		D		E		F		lbs.	kg
in.	mm	in.	mm	in.	mm	in.	mm	in.	mm	in.	mm	in.	mm		
2	50	24	610	17	432	3	76	7 1/2	191	8 7/8	225	4 3/8	111	36	16.3

MODEL 950XLTDAF 2" (STANDARD)

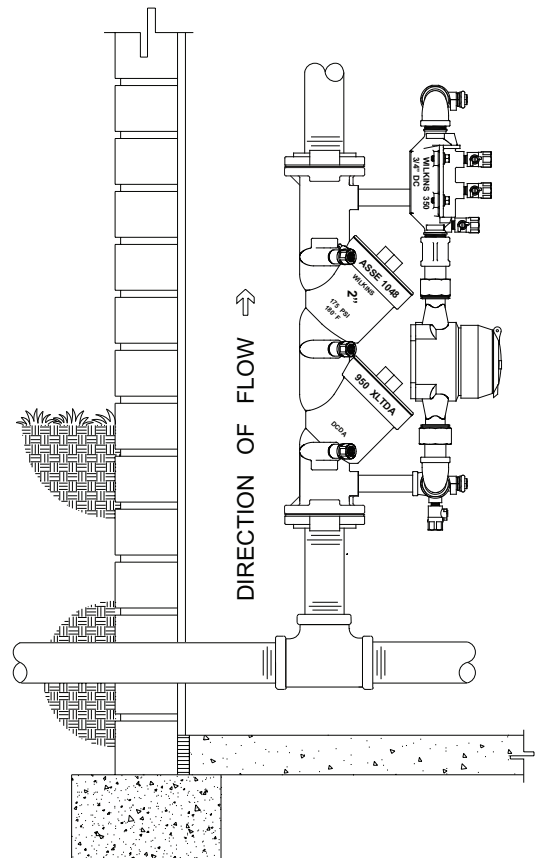


Important:

Inquire with governing authorities for local installation requirements. To be installed in accordance with the manufacturer’s instructions. Always consult local codes for installation methods, approvals, and guidance.



PIT INSTALLATION



VERTICAL INSTALLATION

Specifications

The Double Check Detector Backflow Prevention Assembly shall be supplied with oval meter flanges. The main body and access covers shall be bronze (ASTM B 584), the seat ring and all internal polymers shall be NSF® Listed Noryl™ and the seat disc elastomers shall be SILICONE. The first and second check shall be located at a 45° angle and accessible for maintenance from the top of the device, without removing the device from the line. Each check shall have separate access covers and test cocks shall be accessible from the top of the device. Test cocks shall be protected from debris by a tethered cap. The Double Check Detector Backflow Prevention Assembly shall be a ZURN WILKINS Model 950XLTDAF.