




# Model 975XL2MS

## Reduced Pressure Principle Assembly with Integral Relief Valve Monitor Switch

### Application

Ideal for use where Lead-Free\* valves are required. Designed for installation on potable water lines to protect against both backsiphonage and backpressure of contaminated water into the potable water supply. Assembly shall provide protection where a potential health hazard exists. In the event of a back-flow condition, the relief valve closes an electrical contact on the MS switch, signaling that a possible relief valve discharge may be occurring. The 975XL2MS is ideal for use in mechanical rooms, basements and enclosures where undetected relief valve discharge could potentially cause water damage.



### Standards Compliance

- ASSE® Listed 1013
  - IAPMO® Listed
  - CSA® Certified
  - AWWA compliant C511
  - Approved by the Foundation for Cross Connection Control and Hydraulic Research at the University of Southern California
  - Certified to NSF/ANSI 372\* by IAPMO R&T
  - NSF® Listed-Standard 61, Annex G\*
- \*(0.25% MAX. WEIGHTED AVERAGE LEAD CONTENT)

### Materials

Main valve body	Cast Bronze ASTM B 584
Access covers	Cast Bronze ASTM B 584
Fasteners	Stainless Steel, 300 Series
Elastomers	Silicone (FDA approved) Buna Nitrile (FDA approved)
Polymers	Noryl™, NSF Listed
Springs	Stainless Steel, 300 series
Switch cover	Aluminum

### Features

Sizes:	3/4", 1", 1-1/4", 1-1/2", 2"
Maximum working water pressure	175 PSI
Maximum working water temperature	180°F
Hydrostatic test pressure	350 PSI
End connections Threaded	ANSI B1.20.1
Switch contact rating	3A@ 24VAC

Relief Valve discharge port:	
3/4" - 1"	- 0.63 sq. in.
1 1/4" - 2"	- 1.19 sq. in.

### Options

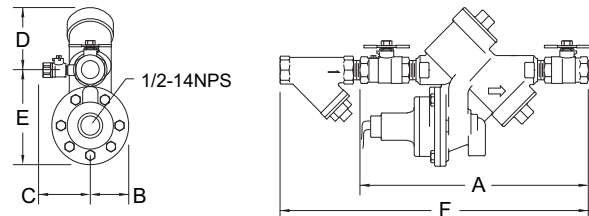
(Suffixes can be combined)

- with full port QT ball valves (standard)
- U - with union ball valves
- S - with lead free bronze "Y" type strainer

### Accessories

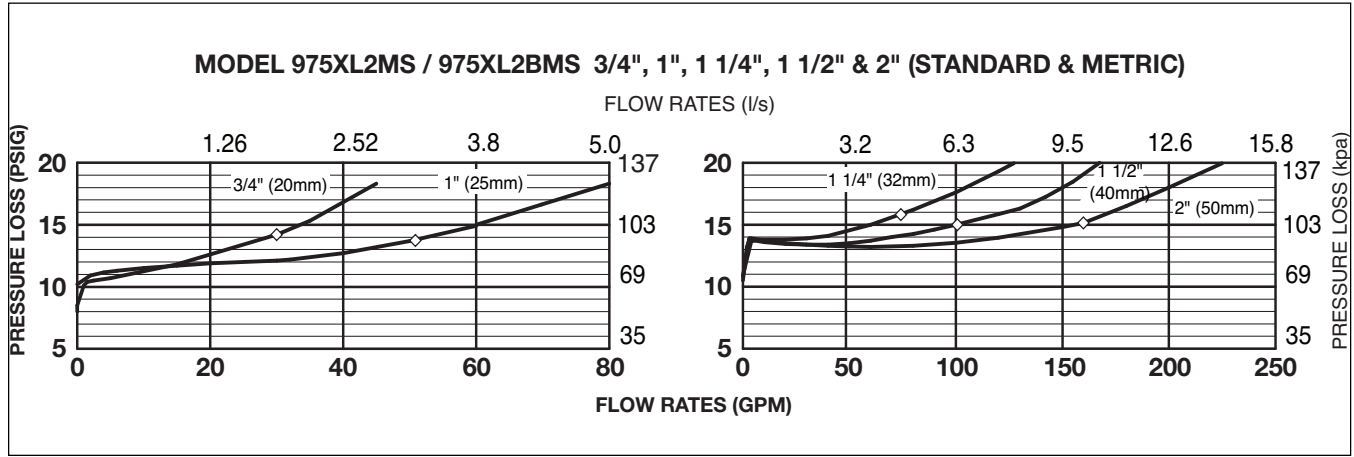
- Air gap
- Repair kits (rubber only)
- Thermal expansion tank (Mdl. XT)
- Soft seated check valve (Model 40XL2)
- Shock arrester (Model 1250XL)
- QT-SET Quick Test Fitting Set

UL® recognized switch factory installed. Supplied with normally open contacts, weather resistant housing & wiring leads. Ready for immediate installation to appropriate electrical circuit.



### Dimensions & Weights (do not include pkg.)

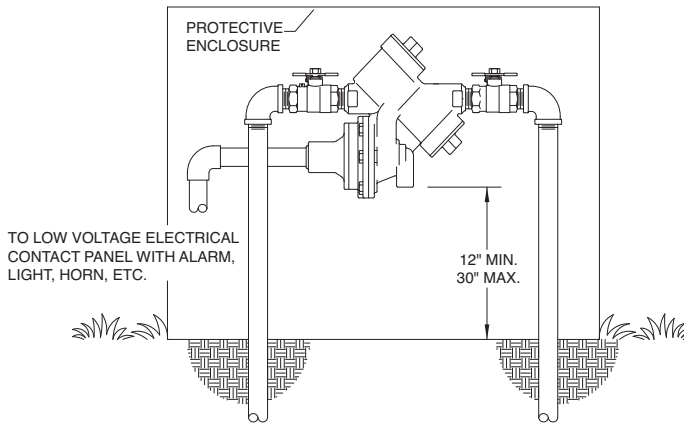
MODEL SIZE	DIMENSIONS (approximate)																WEIGHT				
	A		A UNION BALL VALVES		A LESS BALL VALVES		B		C		D		E		F		LESS BALL VALVES		WITH BALL VALVES		
	in.	mm	in.	mm	in.	mm	in.	mm	in.	mm	in.	mm	in.	mm	in.	mm	lbs	kg	lbs.	kg	
3/4	20	12	305	13 3/4	349	7 3/4	197	2 1/8	54	3	76	3 1/2	89	5	127	16 1/8	410	10	4.5	12	5.5
1	25	13	330	14 1/2	368	7 3/4	197	2 1/8	54	3	76	3 1/2	89	5	127	17 3/8	441	11	5	15	6.8
1 1/4	32	17	432	18 13/16	478	10 15/16	278	2 3/4	70	3 1/2	89	5	127	6 3/4	171	22 9/16	573	22	10	28	12.7
1 1/2	40	17 3/8	441	19 3/8	492	10 15/16	278	2 3/4	70	3 1/2	89	5	127	6 3/4	171	24 1/16	611	22	10	28	12.7
2	50	18 1/2	470	20 1/2	521	10 15/16	278	2 3/4	70	3 1/2	89	5	127	6 3/4	171	26 1/2	673	22	10	34	15.4



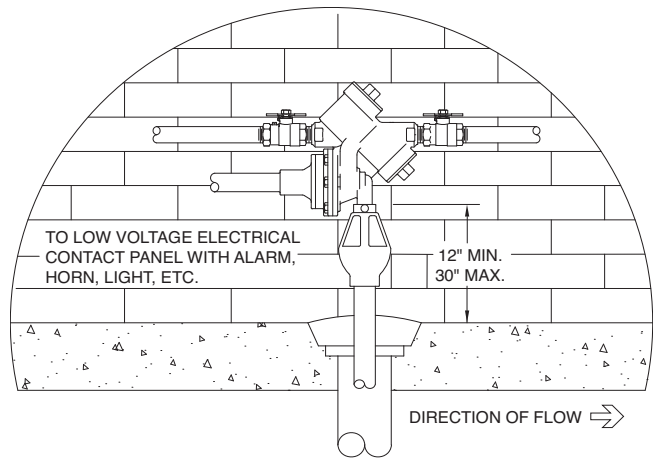
**Typical Installation**

Local codes shall govern installation requirements. To be installed in accordance with the manufacturer’s instructions and the latest edition of the Uniform Plumbing Code. Unless otherwise specified, the assembly shall be mounted at a minimum of 12” (305mm) and a maximum of 30” (762mm) above adequate drains with sufficient side clearance for testing and maintenance. The installation shall be made so that no part of the unit can be submerged.

Capacity thru Schedule 40 Pipe				
Pipe size	5 ft/sec	7.5 ft/sec	10 ft/sec	15 ft/sec
1/8"	1	1	2	3
1/4"	2	2	3	5
3/8"	3	4	6	9
1/2"	5	7	9	14
3/4"	8	12	17	25
1"	13	20	27	40
1 1/4"	23	35	47	70
1 1/2"	32	48	63	95
2"	52	78	105	167



**OUTDOOR INSTALLATION**



**INDOOR INSTALLATION**

**Specifications**

The Reduced Pressure Principle Backflow Preventer shall be certified to NSF/ANSI 372 shall be ASSE® Listed 1013, rated to 180°F and supplied with full port ball valves and an integral relief valve monitor switch. The checks shall be accessible for maintenance without removing the valve from the line. If installed indoors, the installation shall be supplied with an air gap adapter and piped to a properly sized drain. The Reduced Pressure Principle Assembly with integral relief valve monitor switch shall be a ZURN WILKINS Model 975XL2MS.