




Series 2000B-FP

Double Check Valve Assemblies


Sizes: 3/4" - 2" (20 - 50mm)

Features

- Ease of maintenance with only one cover
- Top entry
- Replaceable seats and seat discs
- Modular construction
- Compact design
- 3/4" - 2" (20 - 50mm) Cast bronze body construction
- Low pressure drop
- No special tools required
- Gear operated, slow close shutoffs
- Pre-wired tamper switch (2)



2" 2000B-FP
(50mm)



1" 2000B-FP
(25mm)

Series 2000B-FP Double Check Valve Assemblies shall be installed at referenced cross-connections to prevent the backflow of polluted water into the potable water supply. Only those cross-connections identified by local inspection authorities as non-health hazard shall be allowed the use of an approved double check valve assembly.

Check with local authority having jurisdiction regarding vertical orientation, frequency of testing or other installation requirements.

These valves meet the requirements of ASSE Std. 1015 and AWWA Std. C510 and are approved by the Foundation for Cross-Connection Control and Hydraulic Research at the University of Southern California.

Available Models

Suffix:

FP - UL approved gear operated slow close ball valves

Pressure — Temperature

Temperature Range: 33°F - 140°F
(0.5°C - 60°C)

Maximum Working Pressure: 175psi
(12.1 bar)

Specifications

A Double Check Valve Assembly shall be installed at each noted location. The assembly shall consist of two positive seating check modules with captured springs and rubber seat discs. The check module seats and seat discs shall be replaceable. Service of all internal components shall be through a single access cover secured with stainless steel bolts. The assembly shall also include two resilient seated gear operated slow close isolation valves and four resilient seated test cocks. The assembly shall meet the requirements of ASSE Std. 1015 and AWWA Std. C510. Approved by the Foundation for Cross-Connection Control and Hydraulic Research at the University of Southern California. Assembly shall be an Ames Company Series 2000B-FP.

Standards

AWWA Std. C510, IAPMO PS31

Approvals



Approved by the Foundation for Cross-Connection Control and Hydraulic Research at the University of Southern California.

Horizontal approval on all sizes.

Job Name _____ Contractor _____

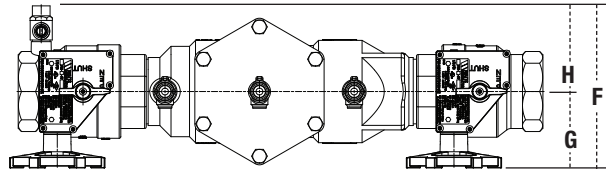
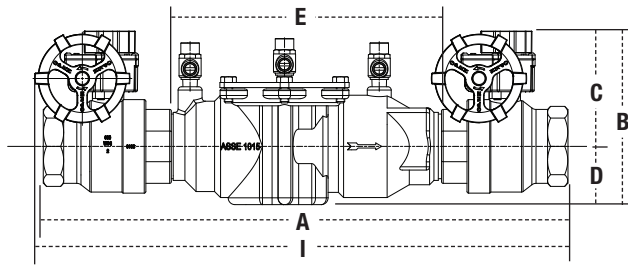
Job Location _____ Approval _____

Engineer _____ Contractor's P.O. No. _____

Approval _____ Representative _____

Ames product specifications in U.S. customary units and metric are approximate and are provided for reference only. For precise measurements, please contact Ames Technical Service. Ames reserves the right to change or modify product design, construction, specifications, or materials without prior notice and without incurring any obligation to make such changes and modifications on Ames products previously or subsequently sold.

Dimensions – Weights



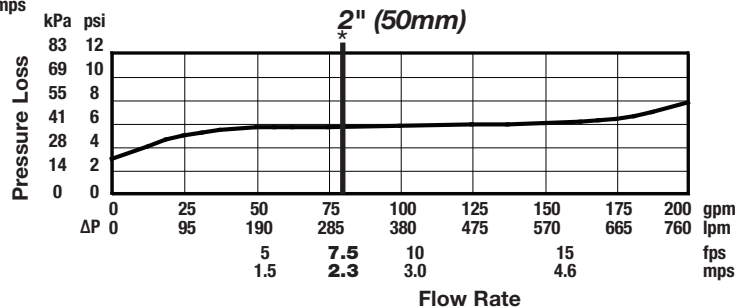
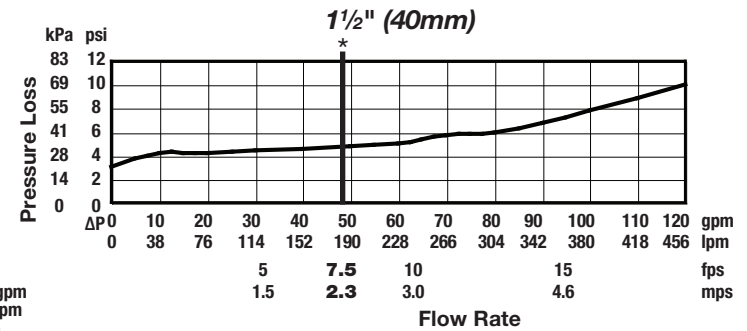
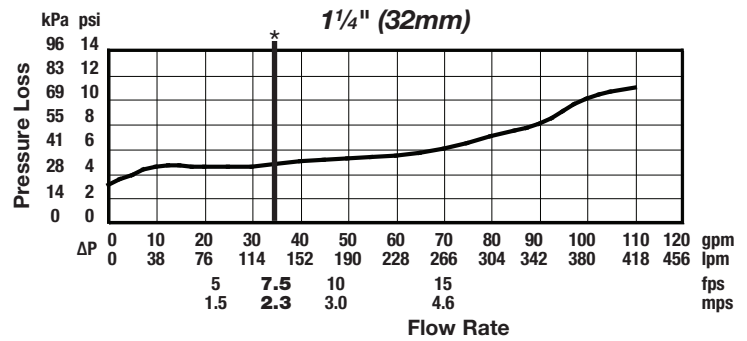
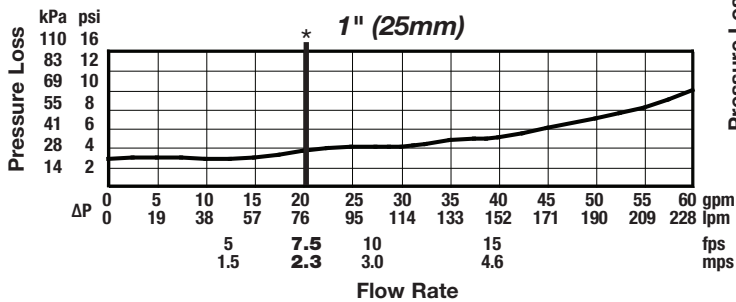
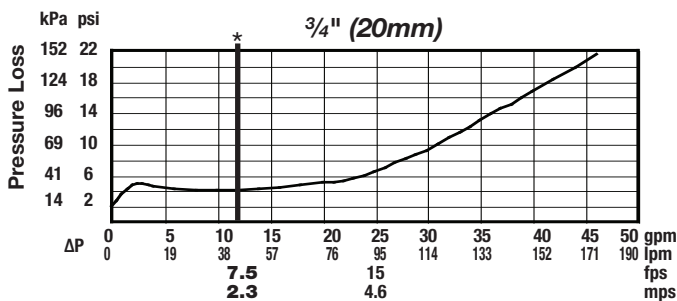
MODEL	SIZE	DIMENSIONS										WEIGHT										
		A		B		C		D		E		F		G		H		I		lbs.	kgs.	
		in.	mm	in.	mm	in.	mm	in.	mm	in.	mm	in.	mm	in.	mm	in.	mm	in.	mm			
2000B-FP	3/4	20	107 1/8	276	4 1/4	108	3 3/8	86	7/8	22	6 3/16	157	5 1/2	140	2 7/8	73	2 5/8	67	12 1/4	311	8.7	3.9
2000B-FP	1	25	13 3/4	337	4 1/2	114	3 1/2	89	1	25	7 1/2	191	5 3/4	146	2 7/8	73	2 7/8	73	14 3/8	365	12.2	5.5
2000B-FP	1 1/4	32	15 5/8	397	5 3/8	136	3 3/4	95	1 5/8	41	9 1/2	241	6 1/16	154	2 7/8	73	3 3/16	81	16 1/2	419	17.3	7.8
2000B-FP	1 1/2	40	16 3/8	416	5 5/8	143	4	102	1 5/8	41	9 3/4	248	6 1/4	159	2 7/8	73	3 3/8	86	17	432	19	8.6
2000B-FP	2	50	19 1/2	486	6 1/2	165	4 1/4	108	2 1/4	54	13 3/8	340	6 1/2	165	2 7/8	73	3 5/8	92	19 1/2	495	26.4	12

Strainer sold separately

Capacities

As compiled from documented Foundation for Cross-Connection Control and Hydraulic Research at the University of Southern California lab tests.

*Typical maximum system flow rate (7.5 feet/sec., 2.3 meters/sec.)



IMPORTANT: Inquire with governing authorities for local installation requirements.



www.amesfirewater.com



ISO 9001-2008 CERTIFIED

A Watts Water Technologies Company

USA: Backflow- Tel. (916) 928-0123 • Fax (916) 928-9333

Control Valves- Tel. (713) 943-0688 • Fax (713) 944-9445

Canada: Tel. (905) 332-4090 • Fax (905) 332-7068

ES-A-2000B-FP 1225

© 2012 Ames Fire & Waterworks